

Signify Classified - Internal  
Cooper Lighting Solutions Photometric Lab  
1121 Highway 74 South  
Peachtree City, GA 30269



Scaled data based on original data using  
LM-79-08 Approved Method: Electrical and Photometric Measurements of Solid-  
State Lighting Products

Test Report Prepared for  
Cooper Lighting Solutions  
(formerly Eaton)

Brand: STREETWORKS

Report Number: P879979

Luminaire Tested: **MEM2-HSN-VA-110-735-U-WQ**

Issue Date: 10/01/2024



**Test Information**

Test Method: LM-79-08  
Report Number: P879979  
Test Lab: INNOVATION CENTER(G3)  
Issue Date: 10/01/2024  
Manufacturer: COOPER LIGHTING SOLUTIONS (FORMERLY EATON)  
Product Line: STREETWORKS  
Catalog Number: MEM2-HSN-VA-110-735-U-WQ  
Description: EPIC MODERN SHORT HOUSING 110W 70CRI 3500K VISUAL COMFORT FIXTURE  
w/ TYPE V WIDE DISTRIBUTION OPTIC  
Light Source: (1) 3500K CCT, 70 CRI LEDS  
Ballast/Driver: ELECTRONIC DRIVER

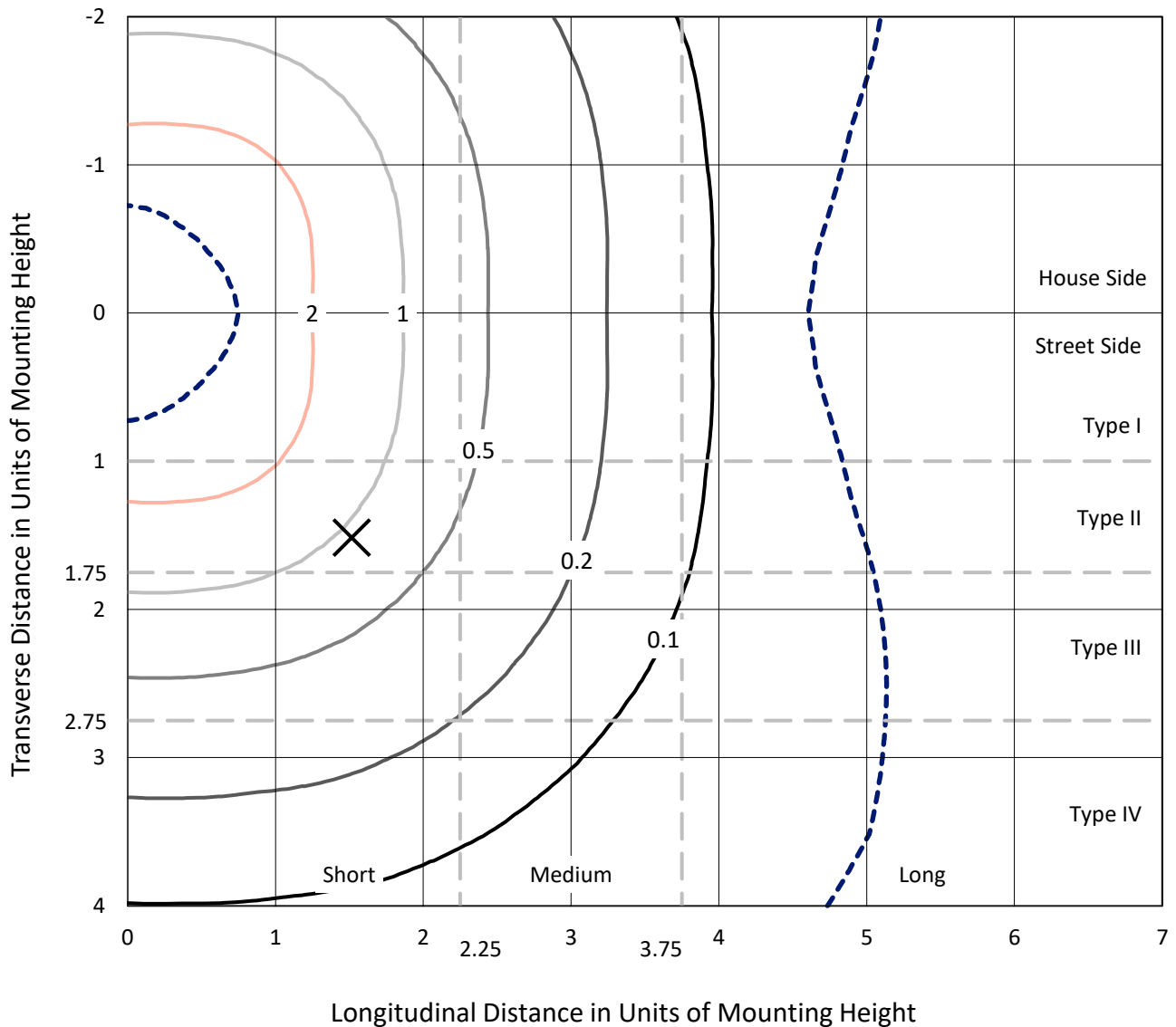
**Summary**

Lumens per Lamp: N/A  
Luminaire Lumens: 9988 lumens  
Efficiency: N/A  
Efficacy: 94.2 lumens/watt  
Luminous Opening: Circular (Dia: 1.12' x H: 0')  
IES Classification: Type V - Short  
BUG Rating: B3 - U0 - G3  
  
Input Watts (W): 106  
Input Voltage (V): 120  
Input Current (Ain): NR  
Voltage Rise (V): NR  
Power Factor: 0.99  
Total Harmonic Distortion (THDi): 5%  
Frequency (hertz): 60  
Stabilization Time: NR  
Operation Time: NR  
Ambient Temperature (°C): NR  
Test Distance: 24 FT

REPORT NUMBER: P879979  
 CATALOG NUMBER: MEM2-HSN-VA-110-735-U-WQ

### Iso-Footcandle Lines of Horizontal Illumination

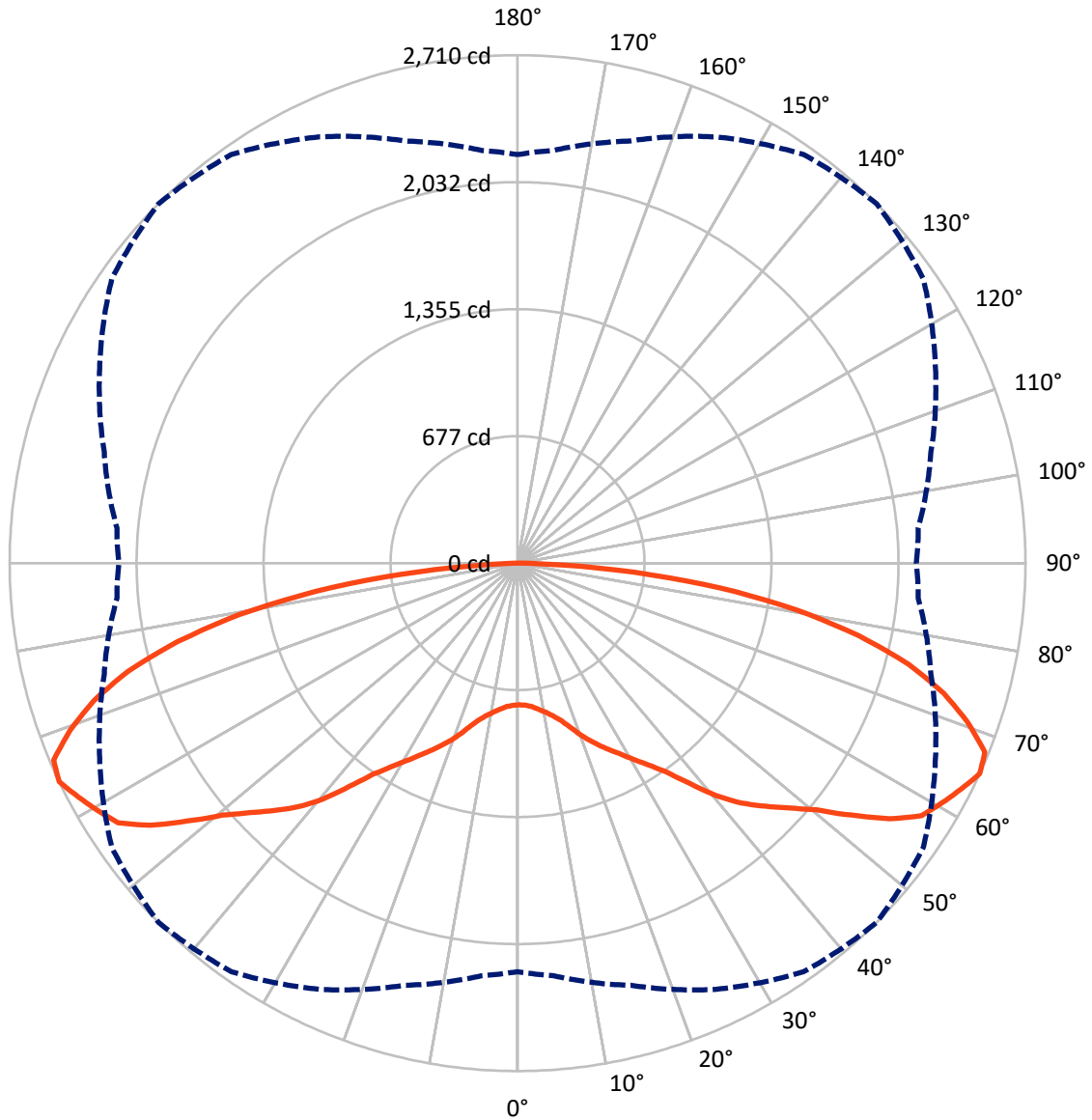
× Max cd  
 - - - 1/2 Max cd



Based on 15 foot mounting height. Maximum calculated value = 3.6 fc  
 Type V - Short - N/A

REPORT NUMBER: P879979  
CATALOG NUMBER: MEM2-HSN-VA-110-735-U-WQ

### Luminous Intensity Polar Plot



— Vertical Plane Through 45-Deg Lateral      - - - Horizontal Cone Through 65-Deg Vertical

REPORT NUMBER: P879979  
 CATALOG NUMBER: MEM2-HSN-VA-110-735-U-WQ

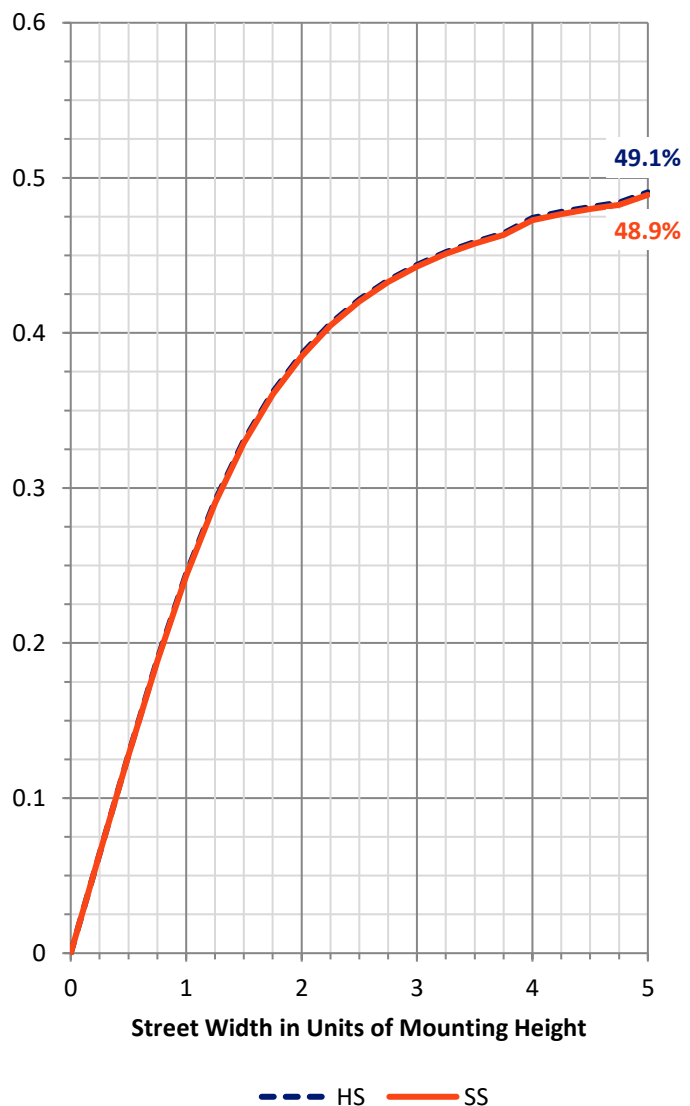
**FLUX DISTRIBUTION:**

		Downward	Upward	Total
<b>House Side</b>	Lumens	4994.0	0.0	4994.0
	% Fixture	50.0	0.0	50.0
<b>Street Side</b>	Lumens	4994.0	0.0	4994.0
	% Fixture	50.0	0.0	50.0
<b>Total</b>	Lumens	9988.0	0.0	9988.0
	% Fixture	100.0	0.0	100.0

**Coefficient of Utilization**

**ZONAL LUMENS:**

Zone	Lumens	% Fixture
0°-10°	74.7	0.7
10°-20°	251.3	2.5
20°-30°	504.9	5.1
30°-40°	854.7	8.6
40°-50°	1366.3	13.7
50°-60°	1973.4	19.8
60°-70°	2376.3	23.8
70°-80°	1968.7	19.7
80°-90°	617.7	6.2
90°-100°	0.0	0.0
100°-110°	0.0	0.0
110°-120°	0.0	0.0
120°-130°	0.0	0.0
130°-140°	0.0	0.0
140°-150°	0.0	0.0
150°-160°	0.0	0.0
160°-170°	0.0	0.0
170°-180°	0.0	0.0
0°-90°	9988.0	100.0
0°-180°	9988.0	100.0



REPORT NUMBER: P879979

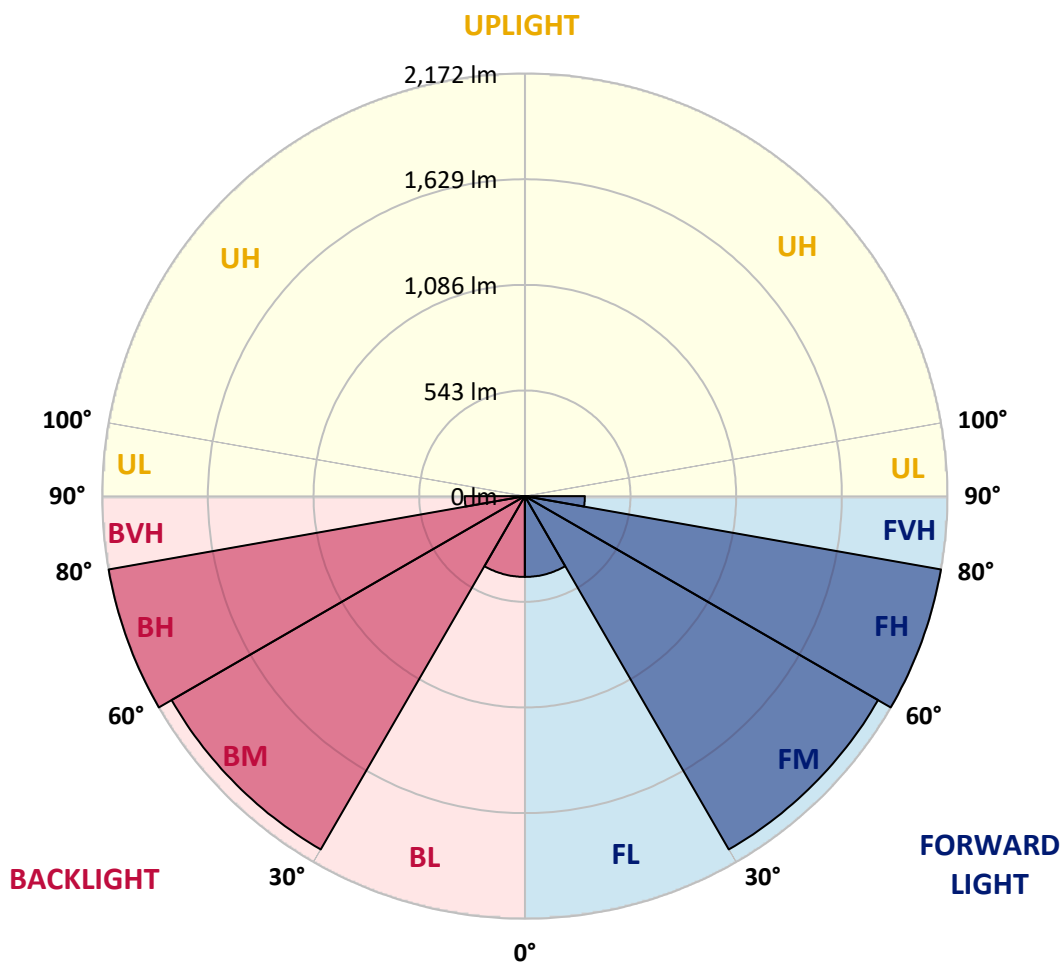
CATALOG NUMBER: MEM2-HSN-VA-110-735-U-WQ

**LUMINAIRE CLASSIFICATION SYSTEM LUMEN TABLE AND BUG RATING:**

Zone	Lumens	% Fixture	Zone Rating/Lumen Limit		
			B	U	G
FL (0°-30°)	415.5	4.2			
FM (30°-60°)	2097.2	21.0			
FH (60°-80°)	2172.5	21.8			G2/5000
FVH (80°-90°)	308.9	3.1			G3/500
BL (0°-30°)	415.5	4.2	B1/500		
BM (30°-60°)	2097.2	21.0	B2/2500		
BH (60°-80°)	2172.5	21.8	B3/2500		G2/5000
BVH (80°-90°)	308.9	3.1			G3/500
UL (90°-100°)	0.0	0.0		U0/0	
UH (100°-180°)	0.0	0.0		U0/0	

**BUG Rating: B3-U0-G3**

Type V Short





REPORT NUMBER: P879979

CATALOG NUMBER: MEM2-HSN-VA-110-735-U-WQ

**CANDELA DISTRIBUTION (FULL):**

	0°	5°	15°	25°	35°	45°	55°	65°	75°	85°	90°
0°	755.9	755.9	755.9	755.9	755.9	755.9	755.9	755.9	755.9	755.9	755.9
2.5°	759.0	759.0	759.0	759.0	759.0	759.0	759.0	759.0	759.0	759.0	759.0
5°	771.2	771.2	771.2	768.1	768.1	768.1	771.2	771.2	771.2	771.2	771.2
7.5°	786.4	786.4	786.4	786.4	786.4	786.4	783.4	783.4	783.4	783.4	786.4
10°	807.8	810.8	810.8	807.8	807.8	807.8	804.7	804.7	807.8	807.8	804.7
12.5°	838.2	838.2	838.2	838.2	835.2	835.2	835.2	835.2	835.2	835.2	835.2
15°	871.8	871.8	871.8	871.8	871.8	871.8	871.8	871.8	868.7	865.7	865.7
17.5°	914.5	911.4	917.5	914.5	920.5	923.6	917.5	914.5	911.4	908.4	905.3
20°	966.3	969.3	975.4	978.5	981.5	984.6	975.4	972.4	966.3	963.2	960.2
22.5°	1027.2	1027.2	1033.3	1033.3	1039.4	1039.4	1036.4	1027.2	1021.1	1021.1	1018.1
25°	1079.1	1082.1	1088.2	1088.2	1094.3	1094.3	1091.2	1085.1	1076.0	1069.9	1066.9
27.5°	1133.9	1133.9	1137.0	1146.1	1149.2	1149.2	1146.1	1137.0	1124.8	1118.7	1118.7
30°	1185.7	1188.8	1191.8	1204.0	1210.1	1213.2	1201.0	1191.8	1176.6	1170.5	1170.5
32.5°	1246.7	1246.7	1252.8	1271.1	1280.2	1283.3	1271.1	1255.8	1237.6	1225.4	1225.4
35°	1313.8	1310.7	1329.0	1347.3	1368.6	1368.6	1359.5	1335.1	1307.7	1292.4	1289.4
37.5°	1402.2	1405.2	1423.5	1457.0	1490.6	1490.6	1481.4	1438.7	1408.3	1380.8	1374.7
40°	1505.8	1508.8	1542.4	1582.0	1618.6	1630.8	1612.5	1569.8	1518.0	1478.4	1475.3
42.5°	1594.2	1606.4	1639.9	1694.8	1731.4	1749.7	1722.2	1673.4	1615.5	1569.8	1560.7
45°	1679.5	1691.7	1734.4	1792.3	1838.0	1850.2	1825.9	1767.9	1700.9	1652.1	1646.0
47.5°	1758.8	1771.0	1813.7	1889.9	1938.6	1950.8	1929.5	1862.4	1780.1	1731.4	1725.3
50°	1832.0	1859.4	1911.2	1993.5	2063.6	2069.7	2039.2	1960.0	1874.6	1807.6	1798.4
52.5°	1932.5	1944.7	2017.9	2127.6	2206.9	2234.3	2185.5	2100.2	1975.2	1896.0	1880.7
55°	2054.5	2060.6	2139.8	2267.8	2371.5	2408.1	2347.1	2237.4	2094.1	2014.8	2002.6
57.5°	2124.6	2152.0	2243.5	2380.6	2493.4	2542.2	2484.3	2341.0	2200.8	2100.2	2072.8
60°	2155.1	2182.5	2283.1	2447.7	2569.6	2600.1	2557.4	2417.2	2234.3	2121.5	2103.2
62.5°	2185.5	2213.0	2313.6	2493.4	2612.3	2655.0	2587.9	2462.9	2264.8	2155.1	2130.7
65°	2179.4	2209.9	2331.9	2508.6	2661.1	2709.8	2642.8	2459.9	2283.1	2145.9	2127.6
67.5°	2118.5	2145.9	2273.9	2469.0	2636.7	2688.5	2615.3	2426.3	2228.2	2088.0	2066.7
70°	1996.6	2030.1	2155.1	2368.4	2523.9	2548.3	2493.4	2322.7	2115.4	1966.1	1938.6
72.5°	1832.0	1865.5	1993.5	2213.0	2334.9	2377.6	2316.6	2170.3	1960.0	1807.6	1783.2
75°	1636.9	1658.2	1777.1	1984.4	2115.4	2155.1	2109.3	1950.8	1737.5	1615.5	1588.1
77.5°	1408.3	1438.7	1545.4	1719.2	1822.8	1859.4	1816.7	1703.9	1505.8	1402.2	1380.8
80°	1106.5	1143.1	1240.6	1371.7	1481.4	1508.8	1472.3	1350.3	1225.4	1112.6	1088.2
82.5°	798.6	807.8	896.2	990.7	1073.0	1088.2	1060.8	993.7	862.6	786.4	752.9
85°	417.6	429.8	493.8	563.9	615.7	624.9	612.7	539.5	496.9	426.7	399.3
87.5°	94.5	97.5	115.8	128.0	155.5	152.4	161.6	128.0	121.9	100.6	88.4
90°	0.0	0.0	0.0	0.0	0.0	0.0	0.0	0.0	0.0	0.0	0.0

LM-79-2019: Approved Method: Electrical and Photometric Measurements of Solid-  
State Lighting Products

Report Prepared for

Cooper Lighting Solutions

Streetworks

Report Number: SP1-2407-176-4

Test Date: 09/24/2024

Luminaire Tested: MEM2-HTN-VA-30-735-U-WQ

Data in this report applies to families of products including MEM2-HTN-VA-30-735-U-WQ



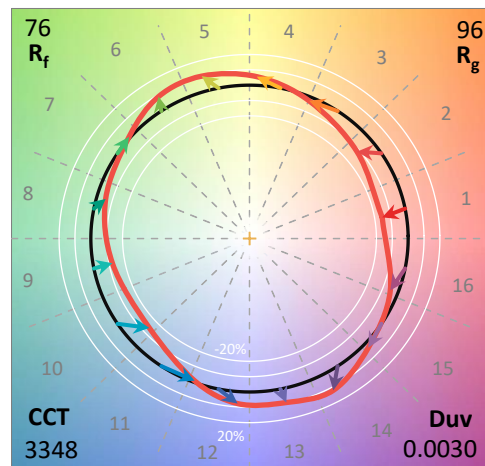
**Test Information**

Test Method: LM-79-2019  
 Report Number: SP1-2407-176-4  
 Test Lab: COOPER LIGHTING SOLUTIONS  
 Photometer: SP1 - 76IN SPHERE  
 Measurement Geometry: 4π  
 Issue Date: 09/27/2024  
 Manufacturer: COOPER LIGHTING SOLUTIONS  
 Product Line: Streetworks  
 Catalog Number: **MEM2-HTN-VA-30-735-U-WQ**  
 Description: EPIC MODERN VISUAL COMFORT 30W WAVESTREAM WIDE

**Spectral Parameters**

CCT (K): 3348  
 CIE u': 0.2384  
 CIE v': 0.5184  
 Duv: 0.0030  
 CIE x: 0.4177  
 CIE y: 0.4036  
 CIE z: 0.1787  
 Peak Wavelength (nm): 593  
 Dominant Wavelength (nm): 580  
 Purity: 46.5223  
 Rf: 75.8  
 Rg: 95.8

CRI (Ra):	73.4		
R1:	70.8	R9:	-19.2
R2:	79.9	R10:	52.5
R3:	87.6	R11:	68.0
R4:	72.6	R12:	42.6
R5:	69.3	R13:	72.0
R6:	71.3	R14:	92.6
R7:	82.1	R15:	63.8
R8:	53.3		



**Test Conditions**

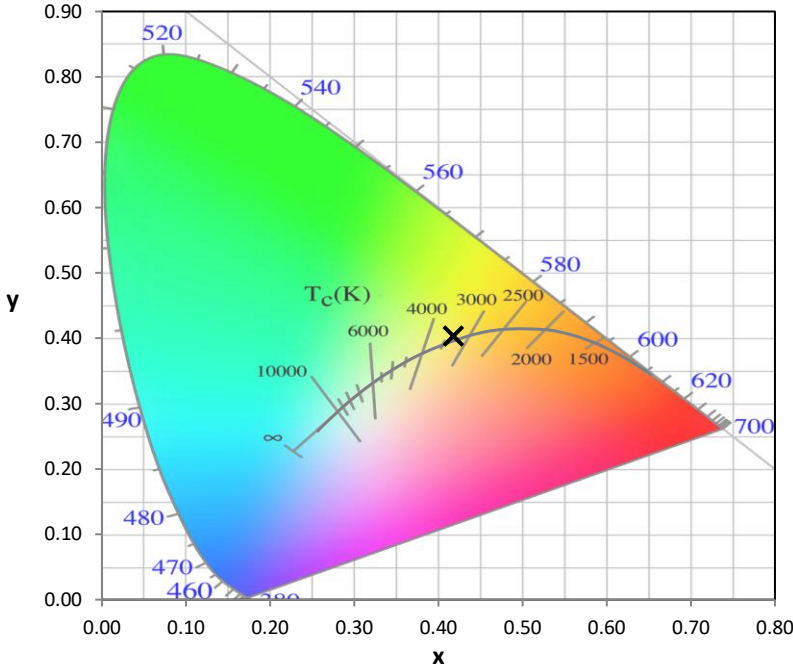
Stabilization Time: 30M  
 Operation Time: 1H 30M  
 Sphere Temperature (°C): 25.2

REPORT NUMBER: SP1-2407-176-4

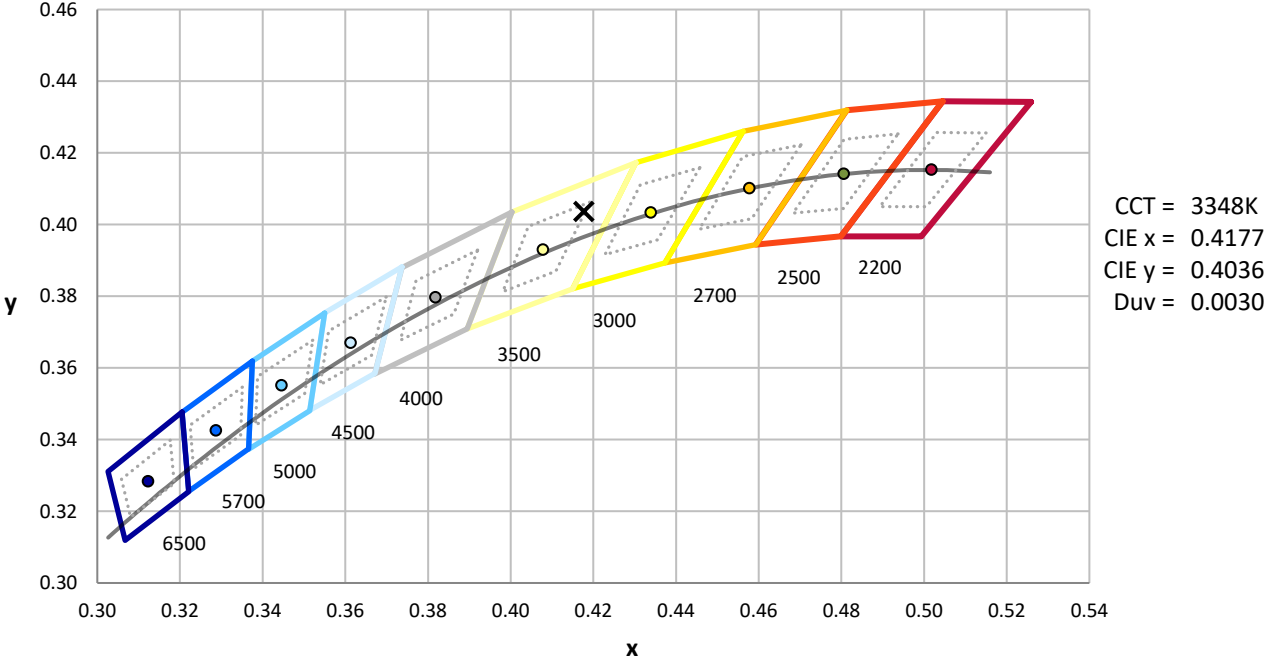
Measurement and Test Equipment			
Instrument	Identification Number	Calibration Date	Calibration Due Date
Photometer	IN0058	6/18/2024	12/18/2024
Power Meter	INXT2011004	2/8/2024	2/8/2025
AC Power Source	IN0063	10/24/2023	10/24/2024
DC Power Source	IN0208	10/24/2023	10/24/2024
Sphere Thermometer	IN0085	10/24/2023	10/24/2024
Room Thermometer	IN0046	10/24/2023	10/24/2024

REPORT NUMBER: SP1-2407-176-4

CIE 1931 Chromaticity Diagram



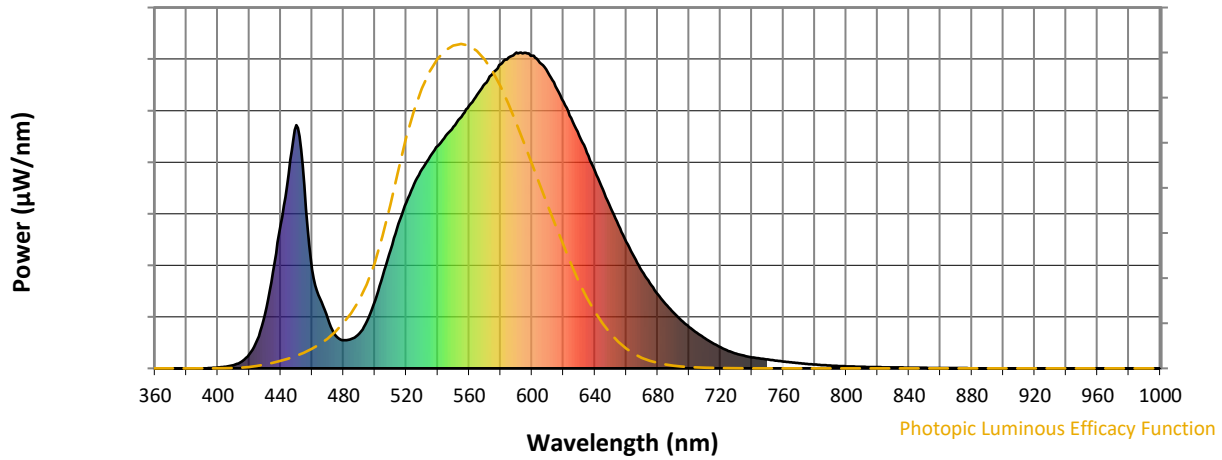
CIE 1931 Chromaticity Diagram with 2017 ANSI 7-Step and 4-Step Quadrangles



Point lies inside the ANSI 3500K 4-step quadrangle

REPORT NUMBER: SP1-2407-176-4

**Photopic Flux vs. Wavelength**

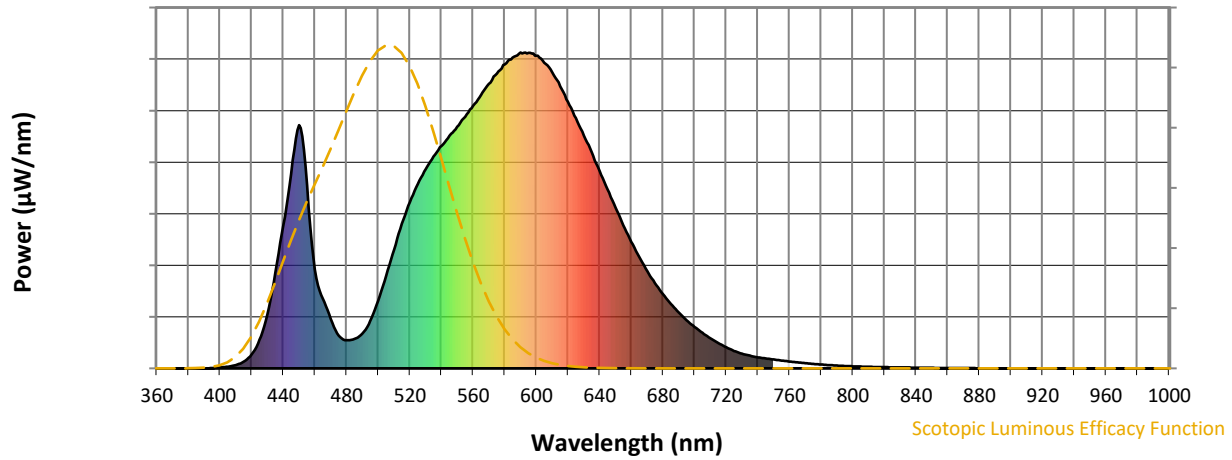


**Photopic Lumens: NR**

λ (nm)	Power W <sup>^</sup> /nm	Lumens (φ/nm)	λ (nm)	Power W <sup>^</sup> /nm	Lumens (φ/nm)	λ (nm)	Power W <sup>^</sup> /nm	Lumens (φ/nm)	λ (nm)	Power W <sup>^</sup> /nm	Lumens (φ/nm)	λ (nm)	Power W <sup>^</sup> /nm	Lumens (φ/nm)
360	0	NR	490	110	NR	620	844	NR	750	28	NR	880	0	NR
365	0	NR	495	150	NR	625	792	NR	755	25	NR	885	0	NR
370	0	NR	500	214	NR	630	737	NR	760	22	NR	890	0	NR
375	0	NR	505	293	NR	635	683	NR	765	19	NR	895	0	NR
380	0	NR	510	376	NR	640	625	NR	770	16	NR	900	0	NR
385	0	NR	515	458	NR	645	566	NR	775	14	NR	905	0	NR
390	0	NR	520	526	NR	650	509	NR	780	12	NR	910	0	NR
395	1	NR	525	584	NR	655	453	NR	785	10	NR	915	0	NR
400	3	NR	530	631	NR	660	401	NR	790	9	NR	920	0	NR
405	5	NR	535	671	NR	665	353	NR	795	8	NR	925	0	NR
410	10	NR	540	704	NR	670	308	NR	800	7	NR	930	0	NR
415	21	NR	545	737	NR	675	269	NR	805	6	NR	935	0	NR
420	44	NR	550	766	NR	680	235	NR	810	5	NR	940	0	NR
425	90	NR	555	797	NR	685	204	NR	815	4	NR	945	0	NR
430	171	NR	560	832	NR	690	177	NR	820	4	NR	950	0	NR
435	305	NR	565	866	NR	695	152	NR	825	3	NR	955	0	NR
440	455	NR	570	901	NR	700	131	NR	830	3	NR	960	0	NR
445	615	NR	575	933	NR	705	112	NR	835	3	NR	965	0	NR
450	771	NR	580	963	NR	710	96	NR	840	2	NR	970	0	NR
455	579	NR	585	984	NR	715	80	NR	845	2	NR	975	0	NR
460	313	NR	590	1000	NR	720	67	NR	850	2	NR	980	0	NR
465	221	NR	595	999	NR	725	55	NR	855	1	NR	985	0	NR
470	156	NR	600	990	NR	730	46	NR	860	1	NR	990	0	NR
475	103	NR	605	968	NR	735	40	NR	865	1	NR	995	0	NR
480	89	NR	610	937	NR	740	35	NR	870	1	NR	1000	0	NR
485	93	NR	615	893	NR	745	31	NR	875	1	NR			

REPORT NUMBER: SP1-2407-176-4

**Scotopic Flux vs. Wavelength**



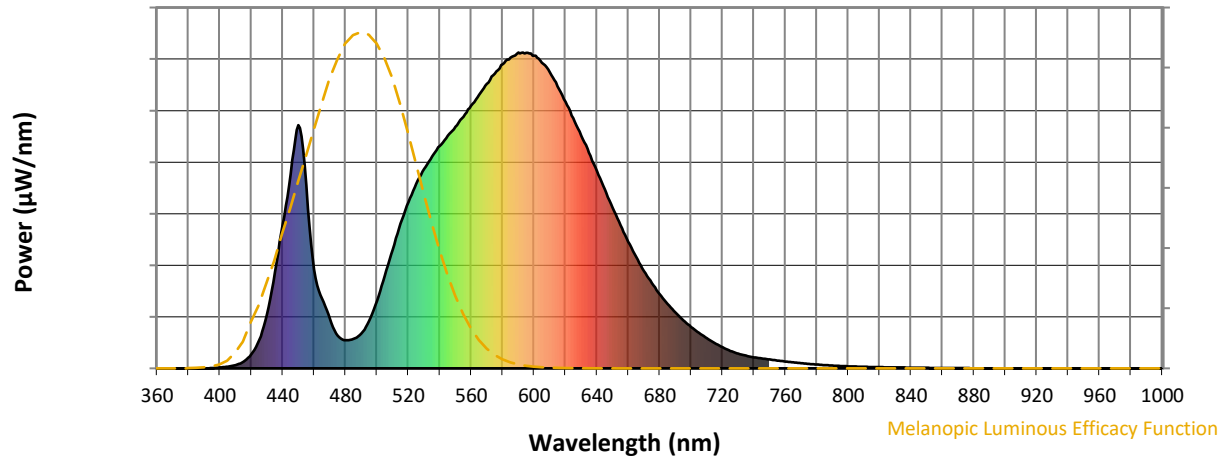
**Scotopic Lumens: NR**

**S/P: 1.31**

λ (nm)	Power W <sup>^</sup> /nm	Lumens (φ/nm)	λ (nm)	Power W <sup>^</sup> /nm	Lumens (φ/nm)	λ (nm)	Power W <sup>^</sup> /nm	Lumens (φ/nm)	λ (nm)	Power W <sup>^</sup> /nm	Lumens (φ/nm)	λ (nm)	Power W <sup>^</sup> /nm	Lumens (φ/nm)
360	0	NR	490	110	NR	620	844	NR	750	28	NR	880	0	NR
365	0	NR	495	150	NR	625	792	NR	755	25	NR	885	0	NR
370	0	NR	500	214	NR	630	737	NR	760	22	NR	890	0	NR
375	0	NR	505	293	NR	635	683	NR	765	19	NR	895	0	NR
380	0	NR	510	376	NR	640	625	NR	770	16	NR	900	0	NR
385	0	NR	515	458	NR	645	566	NR	775	14	NR	905	0	NR
390	0	NR	520	526	NR	650	509	NR	780	12	NR	910	0	NR
395	1	NR	525	584	NR	655	453	NR	785	10	NR	915	0	NR
400	3	NR	530	631	NR	660	401	NR	790	9	NR	920	0	NR
405	5	NR	535	671	NR	665	353	NR	795	8	NR	925	0	NR
410	10	NR	540	704	NR	670	308	NR	800	7	NR	930	0	NR
415	21	NR	545	737	NR	675	269	NR	805	6	NR	935	0	NR
420	44	NR	550	766	NR	680	235	NR	810	5	NR	940	0	NR
425	90	NR	555	797	NR	685	204	NR	815	4	NR	945	0	NR
430	171	NR	560	832	NR	690	177	NR	820	4	NR	950	0	NR
435	305	NR	565	866	NR	695	152	NR	825	3	NR	955	0	NR
440	455	NR	570	901	NR	700	131	NR	830	3	NR	960	0	NR
445	615	NR	575	933	NR	705	112	NR	835	3	NR	965	0	NR
450	771	NR	580	963	NR	710	96	NR	840	2	NR	970	0	NR
455	579	NR	585	984	NR	715	80	NR	845	2	NR	975	0	NR
460	313	NR	590	1000	NR	720	67	NR	850	2	NR	980	0	NR
465	221	NR	595	999	NR	725	55	NR	855	1	NR	985	0	NR
470	156	NR	600	990	NR	730	46	NR	860	1	NR	990	0	NR
475	103	NR	605	968	NR	735	40	NR	865	1	NR	995	0	NR
480	89	NR	610	937	NR	740	35	NR	870	1	NR	1000	0	NR
485	93	NR	615	893	NR	745	31	NR	875	1	NR			

REPORT NUMBER: SP1-2407-176-4

**Melanopic Flux vs. Wavelength**



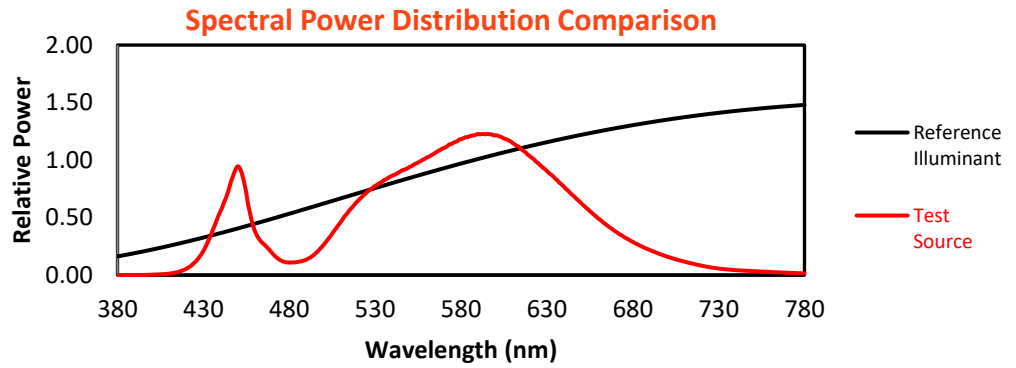
**Melanopic Lumens: NR**

**M/P: 2.4**

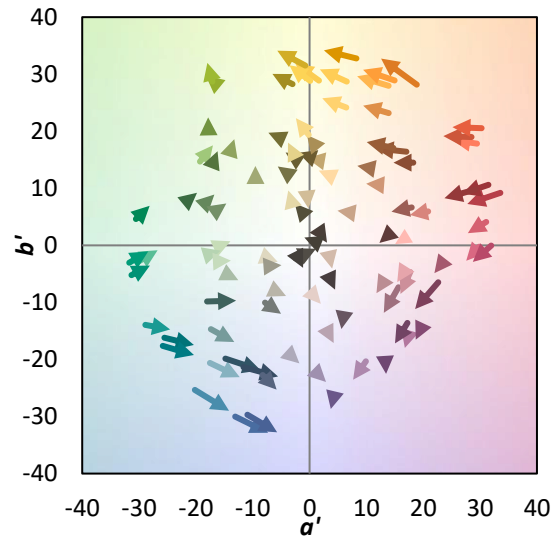
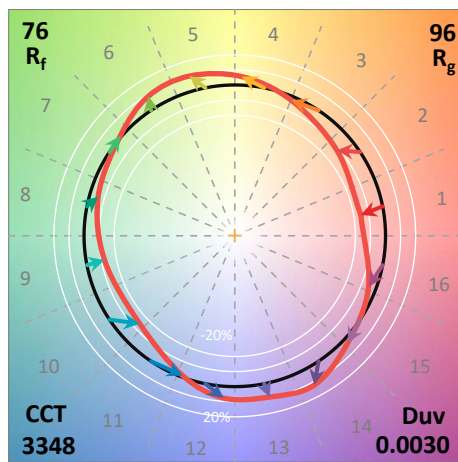
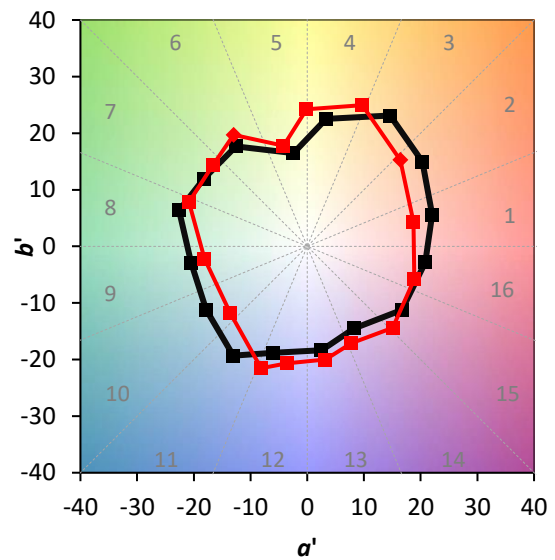
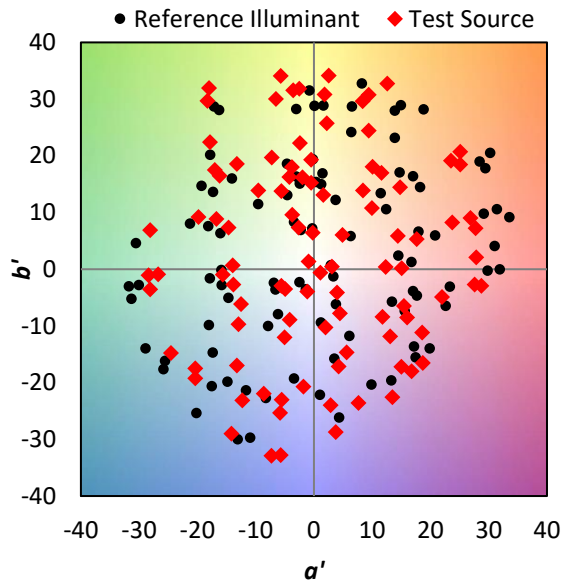
λ (nm)	Power W <sup>^</sup> /nm	Lumens (φ/nm)	λ (nm)	Power W <sup>^</sup> /nm	Lumens (φ/nm)	λ (nm)	Power W <sup>^</sup> /nm	Lumens (φ/nm)	λ (nm)	Power W <sup>^</sup> /nm	Lumens (φ/nm)	λ (nm)	Power W <sup>^</sup> /nm	Lumens (φ/nm)
360	0	NR	490	110	NR	620	844	NR	750	28	NR	880	0	NR
365	0	NR	495	150	NR	625	792	NR	755	25	NR	885	0	NR
370	0	NR	500	214	NR	630	737	NR	760	22	NR	890	0	NR
375	0	NR	505	293	NR	635	683	NR	765	19	NR	895	0	NR
380	0	NR	510	376	NR	640	625	NR	770	16	NR	900	0	NR
385	0	NR	515	458	NR	645	566	NR	775	14	NR	905	0	NR
390	0	NR	520	526	NR	650	509	NR	780	12	NR	910	0	NR
395	1	NR	525	584	NR	655	453	NR	785	10	NR	915	0	NR
400	3	NR	530	631	NR	660	401	NR	790	9	NR	920	0	NR
405	5	NR	535	671	NR	665	353	NR	795	8	NR	925	0	NR
410	10	NR	540	704	NR	670	308	NR	800	7	NR	930	0	NR
415	21	NR	545	737	NR	675	269	NR	805	6	NR	935	0	NR
420	44	NR	550	766	NR	680	235	NR	810	5	NR	940	0	NR
425	90	NR	555	797	NR	685	204	NR	815	4	NR	945	0	NR
430	171	NR	560	832	NR	690	177	NR	820	4	NR	950	0	NR
435	305	NR	565	866	NR	695	152	NR	825	3	NR	955	0	NR
440	455	NR	570	901	NR	700	131	NR	830	3	NR	960	0	NR
445	615	NR	575	933	NR	705	112	NR	835	3	NR	965	0	NR
450	771	NR	580	963	NR	710	96	NR	840	2	NR	970	0	NR
455	579	NR	585	984	NR	715	80	NR	845	2	NR	975	0	NR
460	313	NR	590	1000	NR	720	67	NR	850	2	NR	980	0	NR
465	221	NR	595	999	NR	725	55	NR	855	1	NR	985	0	NR
470	156	NR	600	990	NR	730	46	NR	860	1	NR	990	0	NR
475	103	NR	605	968	NR	735	40	NR	865	1	NR	995	0	NR
480	89	NR	610	937	NR	740	35	NR	870	1	NR	1000	0	NR
485	93	NR	615	893	NR	745	31	NR	875	1	NR			

**Summary**

$R_f = 75.8$   
 $R_g = 95.8$   
 $CIE R_a = 73.4$   
 $R_9 = -19.2$

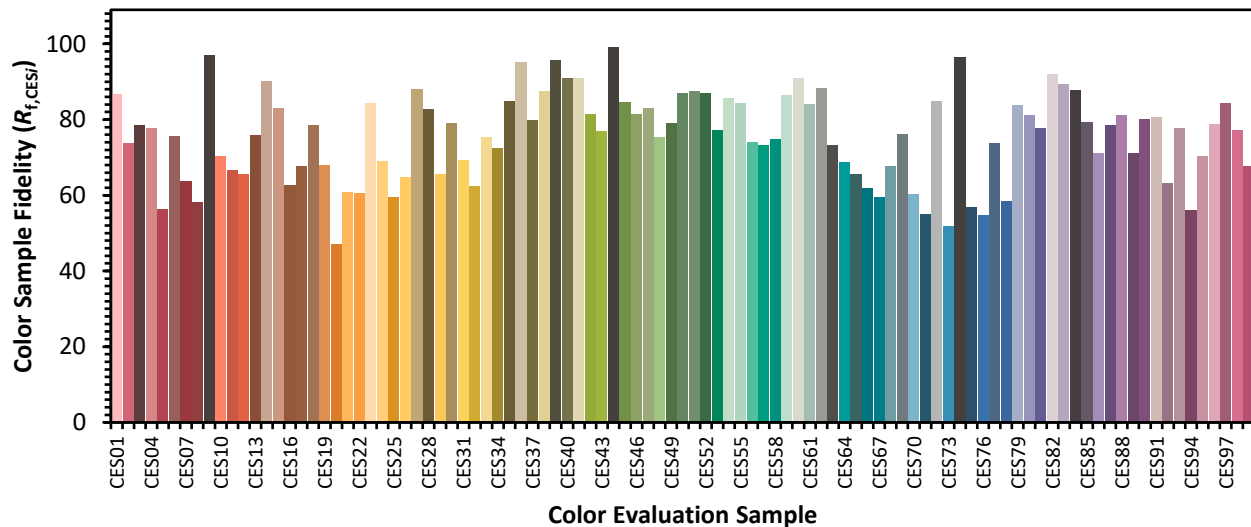


**Color Vector Graphics**



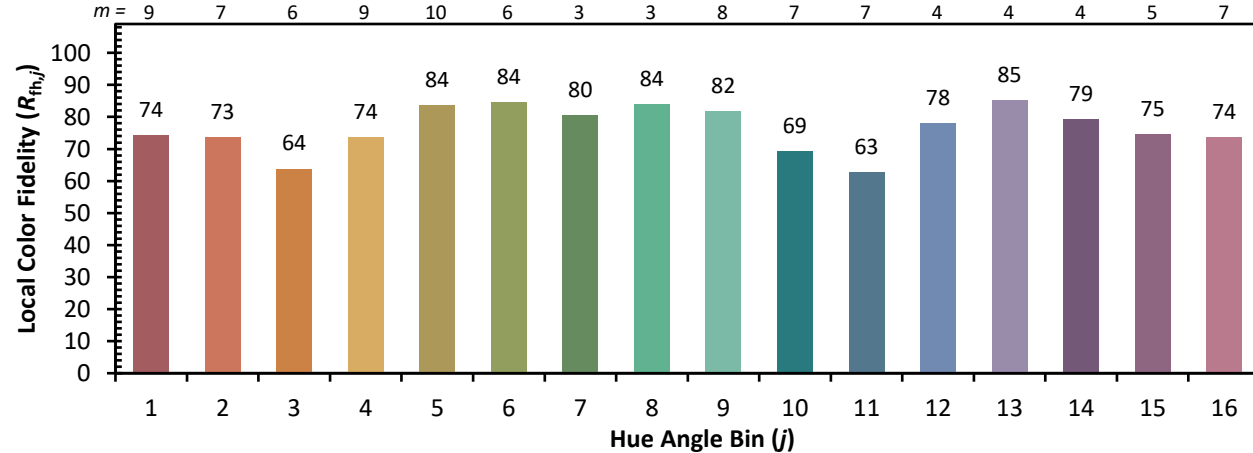
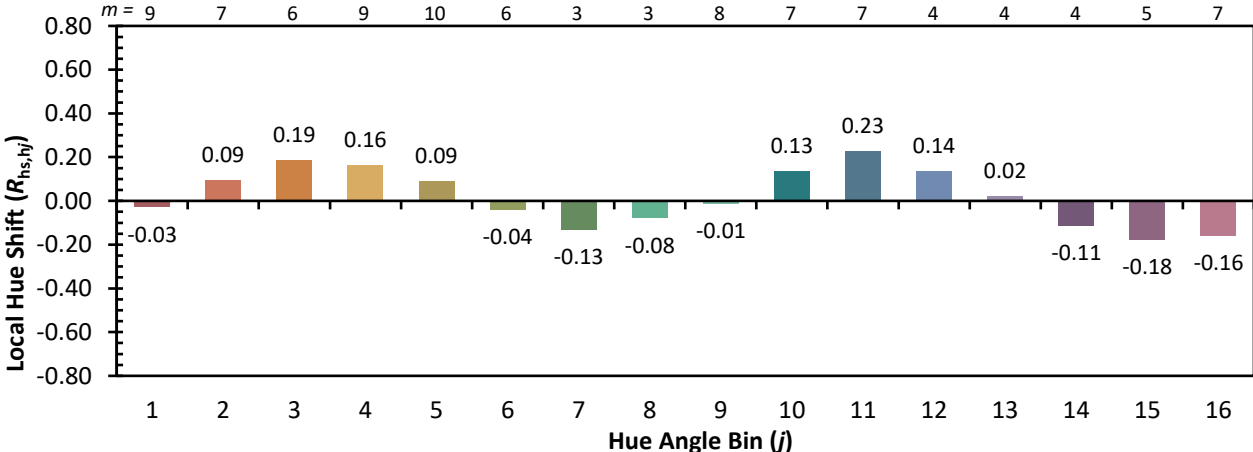
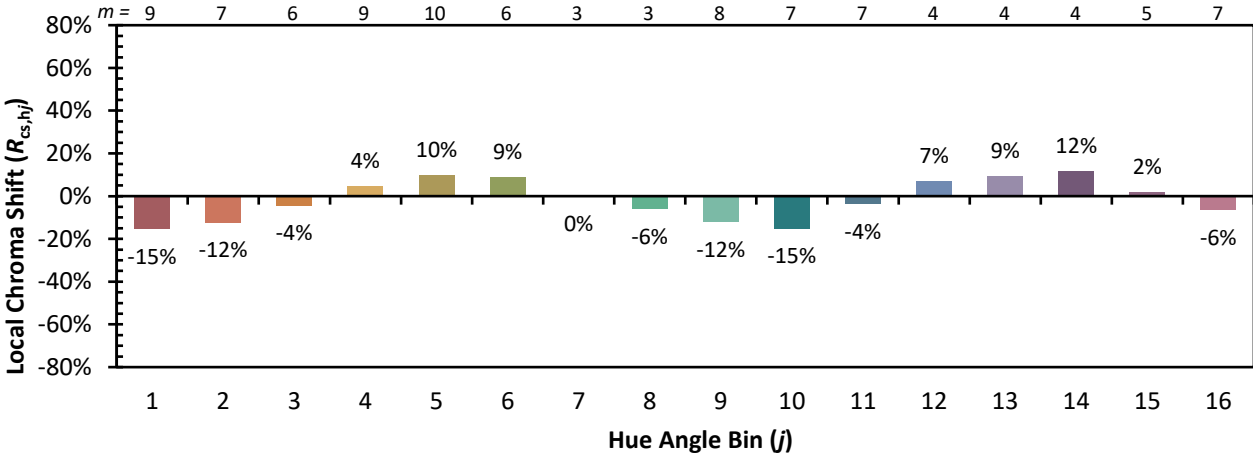
**Individual Sample Fidelity Index ( $R_{f,i}$ )**

CES01 = 86	CES26 = 65	CES51 = 88	CES76 = 55
CES02 = 62	CES27 = 88	CES52 = 87	CES77 = 74
CES03 = 31	CES28 = 83	CES53 = 77	CES78 = 58
CES04 = 70	CES29 = 66	CES54 = 86	CES79 = 84
CES05 = 48	CES30 = 79	CES55 = 84	CES80 = 81
CES06 = 51	CES31 = 69	CES56 = 74	CES81 = 78
CES07 = 41	CES32 = 62	CES57 = 73	CES82 = 92
CES08 = 40	CES33 = 75	CES58 = 75	CES83 = 89
CES09 = 29	CES34 = 73	CES59 = 87	CES84 = 88
CES10 = 75	CES35 = 85	CES60 = 91	CES85 = 79
CES11 = 58	CES36 = 95	CES61 = 84	CES86 = 71
CES12 = 64	CES37 = 80	CES62 = 88	CES87 = 79
CES13 = 43	CES38 = 88	CES63 = 73	CES88 = 81
CES14 = 74	CES39 = 96	CES64 = 69	CES89 = 71
CES15 = 71	CES40 = 91	CES65 = 66	CES90 = 80
CES16 = 47	CES41 = 91	CES66 = 62	CES91 = 81
CES17 = 50	CES42 = 81	CES67 = 60	CES92 = 63
CES18 = 56	CES43 = 77	CES68 = 68	CES93 = 78
CES19 = 72	CES44 = 99	CES69 = 76	CES94 = 56
CES20 = 65	CES45 = 85	CES70 = 60	CES95 = 70
CES21 = 87	CES46 = 82	CES71 = 55	CES96 = 79
CES22 = 79	CES47 = 83	CES72 = 85	CES97 = 84
CES23 = 92	CES48 = 75	CES73 = 52	CES98 = 77
CES24 = 91	CES49 = 79	CES74 = 96	CES99 = 68
CES25 = 72	CES50 = 87	CES75 = 57	

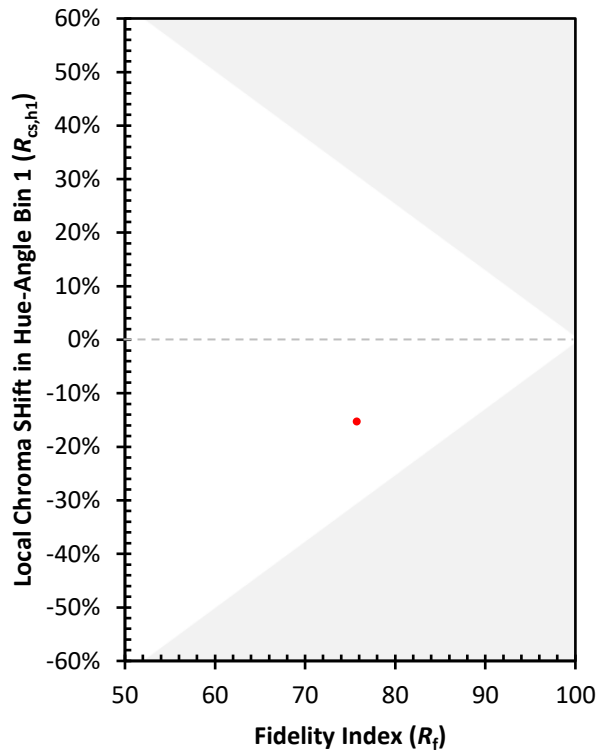
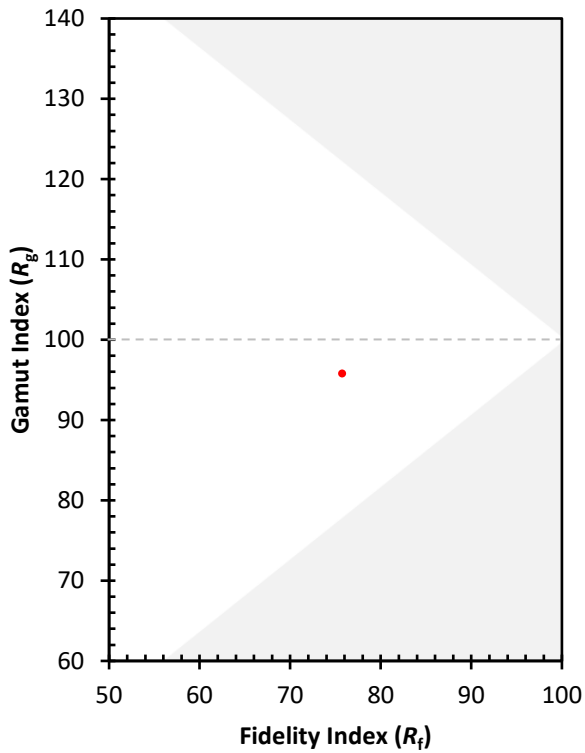




Color Rendition by Hue-Angle Bin



Measure Comparisons



(END OF REPORT)